

3RD QUARTERLY REPORT
for the Quarter & Nine Months
ended March 31, 2020

BRAINS SECURITIES (PRIVATE) LIMITED

CORPORATE INFORMATION

BOARD OF DIRECTORS

CHAIRMAN

Chaudhary Zahid Hussain

CHIEF EXECUTIVE

Chaudhary Zahid Hussain

DIRECTORS

Chaudhary Zahid Hussain
Mr. Muhammad Rizwan Zafar Khan

AUDITORS

Amin Mudassar & Co
Chartered Accountants

LEGAL ADVISOR

Mian Asghar Mahmood

BANKERS

Habib Bank Limited

REGISTERED OFFICE

Room # 613, LSE Building,
19-Khayaban-e-Awan-e-Iqbal,
Lahore.

Tel: +92-42-36300161-3

Website: www.brainssecurities.com

Emai: info@brainssecurities.com



DIRECTORS' REVIEW

I am pleased to present the interim financial results of the Company for the quarter and nine months ended March 31, 2020.


During the quarter, the Company's Brokerage Income was substantially improved as compared to the quarter ended March 31, 2019.


Loss after tax for the quarter is Rs. 191,052 as compared to the loss of the quarter ended March 31, 2019, which was Rs.48,329.

I would like to commend and acknowledge, on behalf of the Board, the devotion and hard work of our employees and all other stakeholders in creating Brains Securities (Pvt) Ltd. what it is today.

Lahore
April 24, 2020

For and on behalf of the Board




Chaudhary Zahid Hussain
Chairman

BRAINS SECURITIES (PVT) LIMITED
CONDENSED INTERIM STATEMENT OF FINANCIAL POSITION
AS AT MARCH 31, 2020 (Unaudited)

	(Un-audited) March 31, 2020 Rupees	(Audited) June 30, 2019 Rupees
ASSETS		
NON CURRENT ASSETS		
Property and equipment	2,207,693	2,140,311
Intangible assets	9,747,706	9,767,253
Long term investments	16,881,300	16,881,300
Long term deposits	1,500,000	1,500,000
	30,336,699	30,288,864
CURRENT ASSETS		
Trade debts	22,730,712	2,029,814
Trade deposits ,short term prepayments and current account balance with statutory authorities	4,062,785	4,563,106
Cash and bank balances	10,571,155	4,654,404
	37,364,652	11,247,324
	67,701,351	41,536,188
EQUITY AND LIABILITIES		
SHARE CAPITAL AND RESERVES		
Authorized Share Capital		
350,000 ordinary shares of Rs.100 each.	35,000,000	35,000,000
Issued, Subscribed and Paid up Capital		
350,000 ordinary shares of Rs.100 each.	35,000,000	35,000,000
Accumulated loss	(11,303,988)	(13,194,714)
Fair Value Adjustment Reserve	15,571,033	15,571,033
	39,267,045	37,376,319
Director's Loan	1,183,000	1,183,000
	40,450,045	38,559,319
CURRENT LIABILITIES		
Trade and other payables	27,251,306	2,976,869
	27,251,306	2,976,869
CONTINGENCIES AND COMMITMENTS		
	-	-
	67,701,351	41,536,188

The annexed notes form an integral part of the condensed interim financial information.


CHIEF EXECUTIVE




DIRECTOR

BRAINS SECURITIES (PVT) LIMITED
CONDENSED INTERIM PROFIT AND LOSS ACCOUNT
FOR THE NINE MONTHS ENDED MARCH 31, 2020 (Unaudited)

	Nine Months ended March 31		Quarter ended March 31	
	2,020 Rupees	2,019 Rupees	2,020 Rupees	2019 Rupees
Brokerage and commission	9,571,211	3,526,014	2,558,433	1,243,048
Direct cost	9,571,211	3,526,014	2,558,433	1,243,048
	<u>2,462,216</u>	<u>602,790</u>	<u>789,723</u>	<u>210,360</u>
Operating expenses	7,108,995	2,923,224	1,768,710	1,032,688
Other (income)/expense	6,206,228	3,264,798	2,066,533	1,137,021
	(998,277)	(528,550)	(114,297)	(56,004)
	<u>5,207,951</u>	<u>2,736,248</u>	<u>1,952,236</u>	<u>1,081,017</u>
PROFIT/(LOSS) FROM OPERATIONS	1,901,044	186,976	(183,526)	(48,329)
Finance cost	10,318	2,111	7,526	0
PROFIT/(LOSS) BEFORE TAXATION	1,890,726	184,865	(191,052)	(48,329)
Taxation	0	0	0	0
(LOSS)/PROFIT FOR THE PERIOD	<u>1,890,726</u>	<u>184,865</u>	<u>(191,052)</u>	<u>(48,329)</u>
EARNING PER SHARE - BASIC AND DILUTED	<u>5.40</u>	<u>0.53</u>	<u>(0.55)</u>	<u>(0.14)</u>

The annexed notes form an integral part of the condensed interim financial information.

CHIEF EXECUTIVE




DIRECTOR




BRAINS SECURITIES (PVT) LIMITED
CONDENSED INTERIM STATEMENT OF COMPREHENSIVE INCOME
FOR THE NINE MONTHS ENDED MARCH 31, 2020 (Unaudited)

	Nine Months ended March 31		Quarter ended March 31	
	2,020	2,019	2,020	2019
	Rupees	Rupees	Rupees	Rupees
Loss for the period	1,890,726	184,865	(191,052)	(48,329)
Other comprehensive income/(loss) for the period	-	-	-	-
Total comprehensive loss for the period	1,890,726	184,865	(191,052)	(48,329)

The annexed notes form an integral part of the condensed interim financial information.


CHIEF EXECUTIVE




DIRECTOR

BRAINS SECURITIES (PVT) LIMITED
CONDENSED INTERIM CASH FLOW STATEMENT
FOR THE NINE MONTHS ENDED MARCH 31, 2020 (Unaudited)

	Note	Nine Months ended March 31	
		2,020 Rupees	2019 Rupees
CASH FLOWS FROM OPERATING ACTIVITIES			
Profit/(Loss) before taxation		1,890,726	184,865
Adjustments of items not involving movements of cash:			
Depreciation		199,618	99,779
Amortization		19,547	17,436
Finance Cost		10,318	2,111
Operating Cash Flows Before Working Capital Changes		229,483	119,326
		2,120,209	304,191
(Increase) / Decrease in Working Capital			
(Increase) / decrease in current assets			
Trade Debts		(20,700,898)	(15,052,352)
Trade deposits and short term prepayments		500,321	(4,975,151)
Increase / (decrease) in current liabilities			
Trade and other payables		24,274,437	14,659,823
Cash Generated From / (Used in) Operations		4,073,860	(5,367,680)
Taxes paid		6,194,069	(5,063,489)
Finance Cost Paid		-	-
		(10,318)	(2,111)
Net cash Flows From Operating Activities		6,183,751	(5,065,600)
CASH FLOWS FROM INVESTING ACTIVITIES			
Fixed Capital Expenditure		(267,000)	(124,810)
Short Term Investment		-	-
Net Cash Flows From Investing Activities		(267,000)	(124,810)
CASH FLOWS FROM FINANCING ACTIVITIES			
Shares issued during the period		-	-
Director's loan		-	-
Net Cash Flows From Financing Activities		-	-
NET INCREASE / (DECREASE) IN CASH AND CASH EQUIVALENTS		5,916,751	(5,190,410)
CASH AND CASH EQUIVALENTS AT THE BEGINNING OF THE PERIOD		4,654,404	8,237,666
CASH AND CASH EQUIVALENTS AT THE END OF THE PERIOD	A	<u>10,571,155</u>	<u>3,047,256</u>
A Cash and Cash Equivalents			
Cash and bank balances		10,571,155	3,047,256
		<u>10,571,155</u>	<u>3,047,256</u>

The annexed notes form an integral part of the condensed interim financial information.

CHIEF EXECUTIVE



DIRECTOR

BRAINS SECURITIES (PVT) LIMITED
CONDENSED INTERIM STATEMENT OF CHANGES IN EQUITY
FOR THE NINE MONTHS ENDED MARCH 31, 2020 (Unaudited)

Paid up capital	Accumulated loss	Fair Value Adjustment Reserve	Share deposit money	Long Term Loan	Total
-----------------	------------------	-------------------------------	---------------------	----------------	-------

----- (R u p e e s) -----

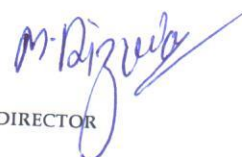
Balance as at July 01, 2017	10,000,000	(1,278,451)	9,324,718	12,500,000	1,183,000	31,729,267
Share Capital Issued During the Period	18,700,000	0	0	0	0	18,700,000
Share Deposit Money	0	0	0	(12,500,000)	0	(12,500,000)
Director's Loan	0	0	0	0	(1,183,000)	(1,183,000)
Loss After Taxation		184,865				184,865
Other Comprehensive Loss	0	0	0	0		0
Total Comprehensive Loss for the Period	0	184,865	0	0		184,865
Balance as at March 31, 2018	28,700,000	(1,093,586)	9,324,718	0	0	36,931,132
Balance as at July 01, 2018	35,000,000	(16,505,711)	6,735,887	0	1,183,000	26,413,176
Loss After Taxation	0	1,890,726	0	0	0	1,890,726
Other Comprehensive Loss	0	0	0	0	0	0
Total Comprehensive Loss for the Period	0	1,890,726	0	0	0	1,890,726
Balance as at March 31, 2019	35,000,000	(14,614,985)	6,735,887	0	1,183,000	28,303,902
Balance as at July 01, 2019	35,000,000	(13,194,714)	15,571,033	0	1,183,000	38,559,319
Loss After Taxation	0	1,890,726	0	0	0	1,890,726
Other Comprehensive Loss	0	0	0	0	0	0
Total Comprehensive Loss for the Period	0	1,890,726	0	0	0	1,890,726
Balance as at March 31, 2020	35,000,000	(11,303,988)	15,571,033	0	1,183,000	40,450,045

The annexed notes form an integral part of the condensed interim financial information.

CHIEF EXECUTIVE




DIRECTOR



BRAINS SECURITIES (PVT) LIMITED
SELECTED NOTES TO THE CONDENSED INTERIM FINANCIAL INFORMATION
FOR THE NINE MONTHS ENDED MARCH 31, 2020 (Unaudited)

1 COMPANY AND ITS OPERATION

The company was incorporated as Private Limited Company on July 24, 2015 under the Companies Ordinance, 1984. The company is engaged in the business of share brokerage and investment in securities. The registered office of the company is situated at Room # 613, LSE Building, 19-Khayaban-e-Awan-e-Iqbal, Lahore.

The company is a holder of Trading Right Entitlement Certificate (TREC) of Pakistan Stock Exchange Limited.

2 STATEMENT OF COMPLIANCE

This interim financial information of the Company for the quarter and nine months ended March 31, 2020 has been prepared in accordance with the accounting and reporting standards as applicable in Pakistan. The accounting and reporting standards applicable in Pakistan comprise of:

International Financial Reporting Standards (IFRS Standards) issued by the International Accounting Standards Board (IASB) as notified under the Companies Act, Provision of and directives issued under the Companies Act, 2017.

Where provisions of and directives issued under the Companies Act, 2017 differ from the IFRS Standards, the provisions of and directives issued under the Companies Act, 2017 have been followed.

This interim financial information is un-audited and is being submitted to shareholders, as required by the Companies Act, 2017.

3 BASIS OF PREPARATION

This interim financial information does not include all the information and disclosures required in annual financial statements, and should be read in conjunction with the Company's annual financial statements as at June-30, 2019.

The accounting policies adopted for the preparation of this interim financial information are same as those applied in the preparation of the preceding annual financial statements of the Company for the year ended June 30, 2019.



4 JUDGEMENTS, ESTIMATES AND ASSUMPTIONS

The preparation of interim financial information requires management to make judgements, estimates and assumptions that affect the application of accounting policies and reported amount of assets and liabilities, incomes and expenses. Actual results may differ from these estimates. The significant judgements made by management in applying the Company's accounting policies and the key sources of estimation are the same as those that applied to the financial statements for the year ended June 30, 2019.

5 CONTINGENCIES AND COMMITMENTS

There has been no significant change in the contingencies since the date of preceding annual financial statements.

6 DATE OF AUTHORIZATION FOR ISSUE

This condensed interim financial information was authorised for issue on April 24, 2020 by the Board of Directors of the Company.

7 CORRESPONDING FIGURES

Corresponding figures have been re-arranged, wherever necessary, for the purpose of comparison. However, no significant re-arrangements have been made.


CHIEF EXECUTIVE




DIRECTOR